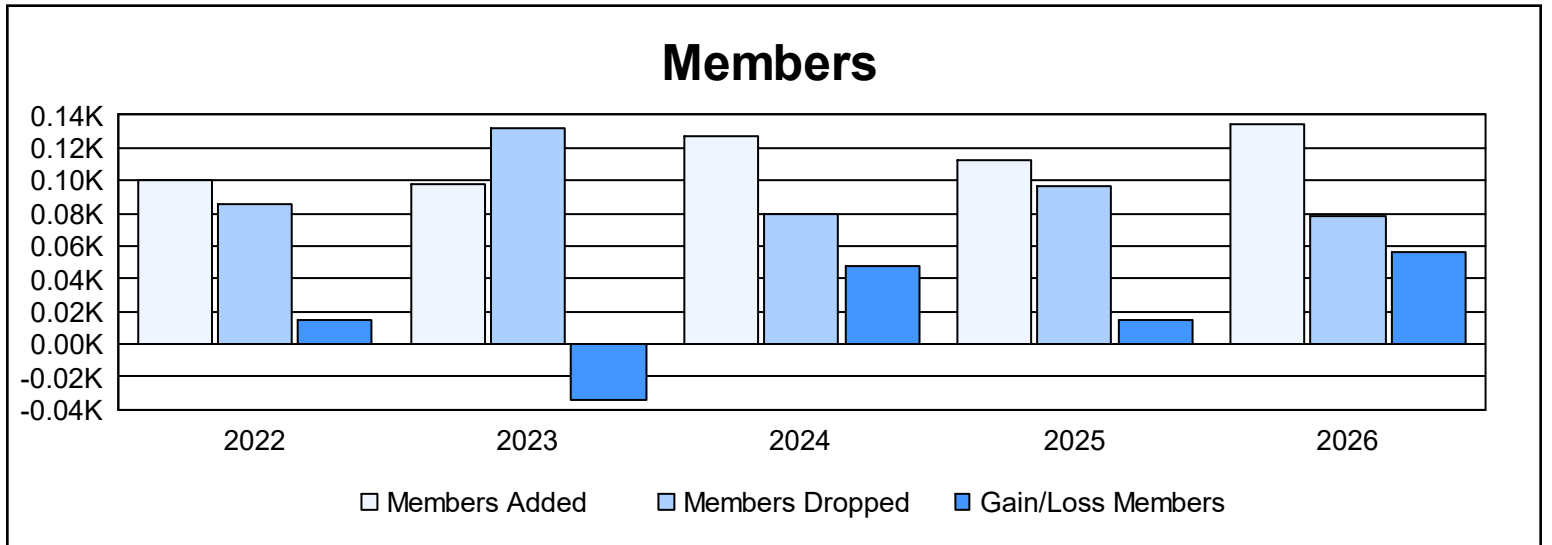
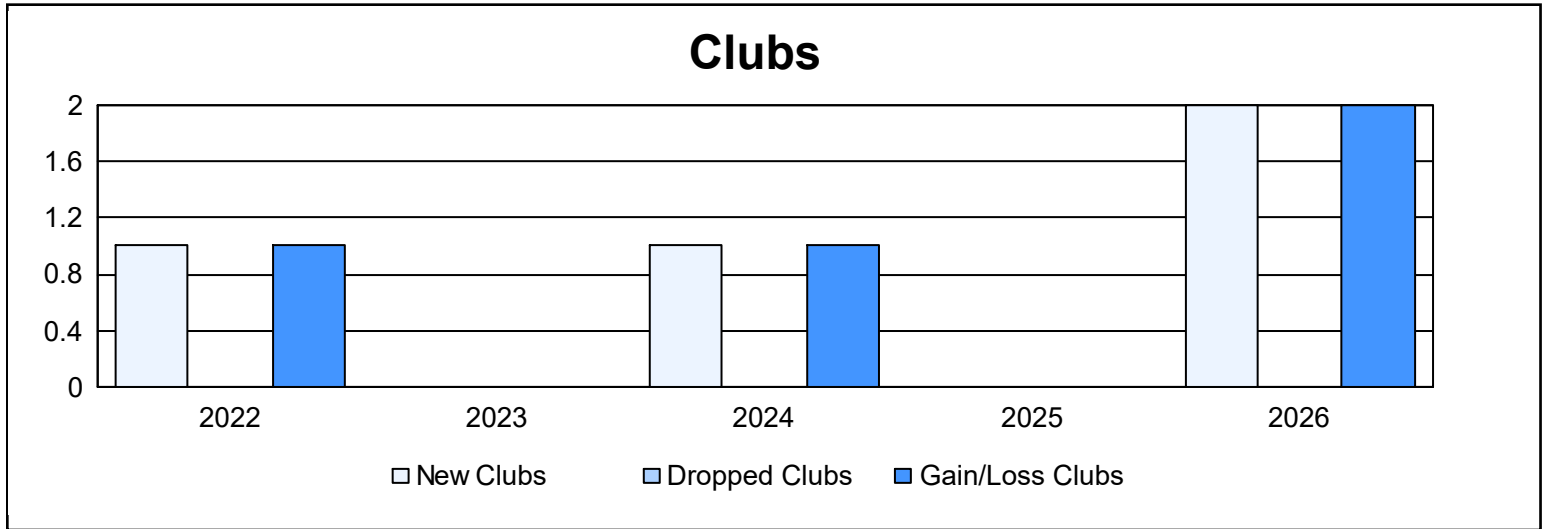
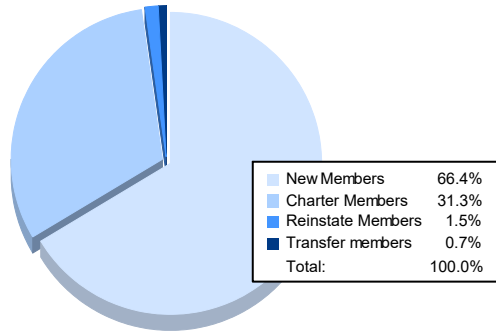


Year	New Clubs	Dropped Clubs	Gain/Loss Clubs	New Members	Charter Members	Reinstate Members	Transfer Members	Total Member Added	Total Members Dropped	Gain/Loss Members
2021-2022	1	0	1	69	23	0	8	100	85	15
2022-2023	0	0	0	93	0	1	4	98	132	-34
2023-2024	1	0	1	100	23	1	3	127	79	48
2024-2025	0	0	0	98	0	4	10	112	97	15
2025-2026	2	0	2	89	42	2	1	134	78	56
<b>Average</b>	<b>1</b>	<b>0</b>	<b>1</b>	<b>90</b>	<b>18</b>	<b>2</b>	<b>5</b>	<b>114</b>	<b>94</b>	<b>20</b>



### Membership Composition May 2026 Cumulative



### Gender Composition May 2026 Cumulative

